

## RX 60 Technical Data

### Electric Forklift Truck

---

[RX 60-60](#)

[RX 60-70](#)

[RX 60-80](#)

[RX 60-80/900](#)



# RX 60-60/80 Electric Forklift Truck

## Making light work of things

This specification sheet, which conforms to VDI guideline 2198, provides the technical values for the standard equipment only.  
Different tyres, other masts, the use of accessories, etc., may result in other values.



				STILL	STILL	STILL	STILL		
Features	1.1	Manufacturer							
	1.2	Manufacturer's type designation		<b>RX 60-60</b>	<b>RX 60-70</b>	<b>RX 60-80</b>	<b>RX 60-80/900</b>		
	1.2.1	Manufacturer model number		6341	6342	6343	6344		
	1.3	Drive		Electric	Electric	Electric	Electric		
	1.4	Operator type		Seated	Seated	Seated	Seated		
	1.5	Rated capacity/rated load	Q	kg	6000	7000	8000	8000	
	1.6	Load centre distance	c	mm	600	600	600	900	
	1.8	Load distance, centre of drive axle to fork	x	mm	710	720	720	750	
	1.9	Wheel base	y	mm	2285	2285	2285	2285	
Weights	2.1	Empty weight (incl. battery)		kg	12032	12414	13282	15430	
	2.2	Axle load, laden	front/rear	kg	15860/2172	17702/1712	19311/1971	21306/2124	
	2.3	Axle load, unladen	front/rear	kg	6413/5619	6591/5823	6627/6655	7097/8333	
Tyres/chassis	3.1	Tyres		Superelastic	Superelastic	Superelastic	Superelastic		
	3.2	Tyre size	front	mm	355/50-20	8.25-15	315/70-15	315/70-15	
	3.3	Tyre size	rear	mm	250-15	250-15	250-15	28 x 12.5-15	
	3.5	Wheels, number (x = driven)	front/rear		2x/2	4x/2	4x/2	4x/2	
	3.6	Tread	front/rear	b <sub>10</sub> /b <sub>11</sub>	mm	1364/1358	1510/1358	1561/1358	1561/1432
Basic dimensions	4.1	Angle of mast/fork carriage	forward/backward	α/β	°	5/8	5/8	5/8	5/8
	4.2	Height of mast when retracted		h <sub>1</sub>	mm	2710	2710	2710	2710
	4.3	Free lift		h <sub>2</sub>	mm	150	150	150	150
	4.4	Lift <sup>1</sup>		h <sub>3</sub>	mm	3550	3150	3150	2750
	4.5	Height of mast when extended		h <sub>4</sub>	mm	4440	4240	4140	4140
	4.7	Height above protected roof (cab)		h <sub>6</sub>	mm	2697	2697	2697	2697
	4.8	Seat height in terms of SIP		h <sub>7</sub>	mm	1719	1719	1719	1719
	4.12	Coupling height		h <sub>10</sub>	mm	520/670	520/670	520/670	520/670
	4.19	Total length		l <sub>1</sub>	mm	4640	4660	4660	5335
	4.20	Length including fork backs		l <sub>2</sub>	mm	3450	3460	3460	3535
	4.21	Overall width		b <sub>1</sub>	mm	1679	1996	2141	2141
	4.22	Fork dimensions		s/e/l	mm	70/150/1200	70/150/1200	70/150/1200	70/200/1800
	4.23	Fork carriage ISO 2328, class/type A, B				ISO IV A	ISO IV A	ISO IV A	ISO IV A
	4.24	Fork carriage width		b <sub>3</sub>	mm	1600	1800	1800	2180
	4.31	Ground clearance under mast		m <sub>1</sub>	mm	220	220	220	220
	4.32	Ground clearance, centre wheel base		m <sub>2</sub>	mm	210	210	210	210
	4.34.1	Working aisle width with pallet 1000 x 1200 crossways		A <sub>st</sub>	mm	4917	4927	4927	4999 <sup>3</sup>
4.34.2	Working aisle width with pallet 800 x 1200 lengthways		A <sub>st</sub>	mm	5117	5127	5127	5199 <sup>3</sup>	
4.35	Turning radius		W <sub>a</sub>	mm	3007	3007	3007	3049	
4.36	Smallest pivoting distance		b <sub>13</sub>	mm	877	877	877	877	
Performance data	5.1	Driving speed <sup>5</sup>	laden/unladen		km/h	14/17 // 18/20 <sup>4</sup>	14/17 // 18/20 <sup>4</sup>	14/17 // 18/20 <sup>4</sup>	14/17 // 18/20 <sup>4</sup>
	5.2	Lifting speed <sup>5</sup>	laden/unladen		m/s	0.31/0.37 // 0.41/0.48 <sup>4</sup>	0.30/0.37 // 0.38/0.48 <sup>4</sup>	0.28/0.37 // 0.36/0.48 <sup>4</sup>	0.28/0.37 // 0.36/0.48 <sup>4</sup>
	5.3	Lowering speed <sup>5</sup>	laden/unladen		m/s	0.56/0.52	0.53/0.42	0.53/0.42	0.53/0.42
	5.5	Drawbar pull	laden/unladen		N	28788/29023	28674/28936	28468/28767	27997/28295
	5.6	Max. drawbar pull	laden/unladen		N	44000	44000	44000	44000
	5.7	Gradeability	laden/unladen		%	16.3/25.0	16.1/24.1	16.0/23.0	15.5/22.5
	5.8	Max. gradeability	laden/unladen		%	19.0/29.0	18.0/27.0	16.0/25.0	16.0/23.0
	5.9	Acceleration time (15 m) <sup>5</sup>	laden/unladen		s	7.3/6.2 // 6.3/5.8	7.5/6.5 // 6.4/5.9	7.7/6.6 // 6.7/5.9	7.9/6.8 // 6.9/6.1
	5.10	Service brake				Mechanic/hydraulic	Mechanic/hydraulic	Mechanic/hydraulic	Mechanic/hydraulic
	Electric engine	6.1	Drive motor, output with S3 = 60 min		kW	2 x 10.5	2 x 10.5	2 x 10.5	2 x 10.5
6.2		Lifting motor, output at 15% ED		kW	2 x 21.0	2 x 21.0	2 x 21.0	2 x 21.0	
6.3		Battery in accordance with DIN 43531/35/36 A, B, C, no			DIN 43536 A	DIN 43536 A	DIN 43536 A	DIN 43536 A	
6.4		Battery voltage	U	V	80	80	80	80	
6.4.1		Battery capacity K <sub>s</sub>		Ah	1120 (-1240) // 1085	1120 (-1240) // 1085	1120 (-1240) // 1085	1120 (-1240) // 1085	
6.5		Battery weight		kg	2824	2824	2824	2824	
6.6		Energy consumption, 45 VDI combustion cycles/hour		kWh/h	12.6	14.5	16.0	17.7	
6.7		Handling capacity <sup>5</sup>		t/h	354 // 358	412 // 434	462 // 492	456 // 476	
6.8	Energy consumption at handling capacity		kWh/h	15.4 // 20.4	16.1 // 20.6	16.5 // 20.9	17.2 // 21.9		
Miscellaneous	10.1	Working pressure for accessory equipment		bar	250	250	250	250	
	10.2	Oil volume for accessory equipment		l/min	60	60	60	60	
	10.7	Sound pressure level L <sub>pAZ</sub> (operator's position) <sup>2</sup>		dB(A)	<70	<70	<70	<70	
	10.8	Human vibrations: acceleration in accordance with EN 13059		m/s <sup>2</sup>	<0.7	<0.7	<0.7	<0.7	
	Trailer coupling, item/DIN type			Bolt	Bolt	Bolt	Bolt		

<sup>1</sup> The nominal lift stated includes the tyre deflection and tyre diameter tolerances

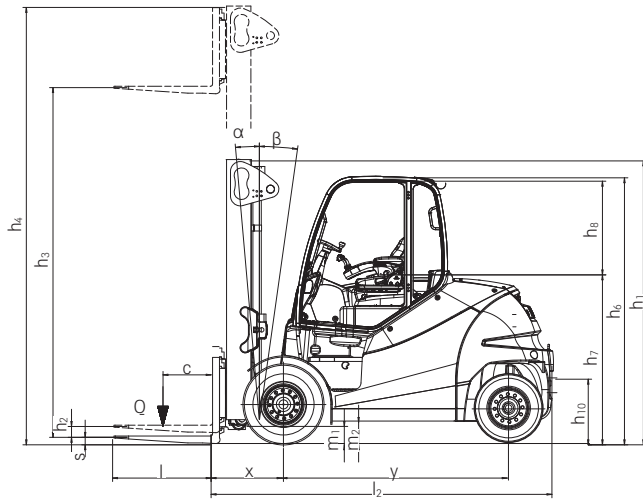
<sup>2</sup> Excluding cab. Different values with cab

<sup>3</sup> Fork arm overhang not considered

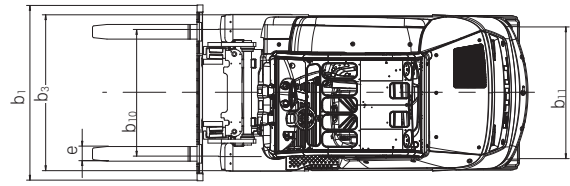
<sup>4</sup> Option with outstandingly powerful battery

<sup>5</sup> Values apply to standard version and permanent sprint mode (no performance restrictions for temperature balancing)

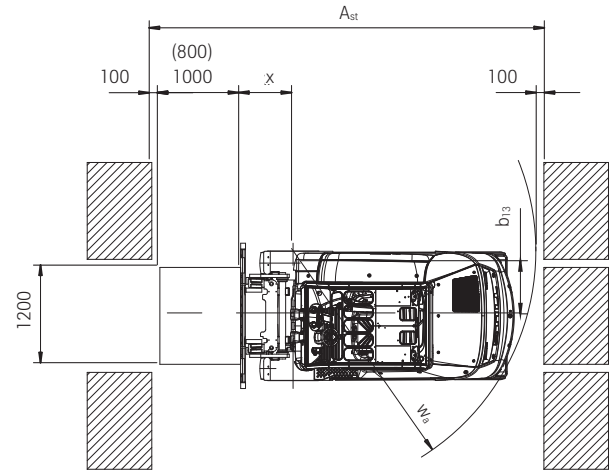
RX 60-60/80 Electric Forklift Truck  
 Technical Drawings



Side view



Top view




Mast Tables

				Telescopic mast	Triplex mast
RX 60-60	Overall height	$h_1$	mm	2710-4360	2710-3960
	Free lift	$h_2$	mm	110	1820-3070
	Nominal lift	$h_3$	mm	3550-6850	4770-8670
	Maximum height	$h_4$	mm	4440-7740	5765-9560
	Maximum width	$b_1$	mm	1679	
	Adjustable fork spread		mm	267/470/673/978/1181/1486 (fork carriage width 1600 mm)/1570 (fork carriage width 1800 mm)/1791 (fork carriage width 2180/2400 mm)/1866 (fork carriage width 2180 mm)/1950/2096 (fork carriage width 2400 mm)	
	Superelastic tyres	front/rear		SE 355/50-20 / SE 250-15	
Track	front/rear	$b_{10}/b_{11}$	mm	1364/1358	
RX 60-70	Overall height	$h_1$	mm	2710-4360	2710-3960
	Free lift	$h_2$	mm	110	1620-2870
	Nominal lift	$h_3$	mm	3150-6450	4705-8455
	Maximum height	$h_4$	mm	4240-7540	5795-9545
	Maximum width	$b_1$	mm	2003	
	Adjustable fork spread		mm	267/470/673/978/1181/1486 (fork carriage width 1600 mm)/1570 (fork carriage width 1800 mm)/1791 (fork carriage width 2180/2400 mm)/1866 (fork carriage width 2180 mm)/1950/2096 (fork carriage width 2400 mm)	
	Superelastic tyres	front/rear		SE twin 8.25-15 / SE 250-15	
Track	front/rear	$b_{10}/b_{11}$	mm	1510/1358	
RX 60-80	Overall height	$h_1$	mm	2710-4360	2710-3960
	Free lift	$h_2$	mm	110	1620-2870
	Nominal lift	$h_3$	mm	3150-6450	4705-8455
	Maximum height	$h_4$	mm	4240-7540	5795-9545
	Maximum width	$b_1$	mm	2140	
	Adjustable fork spread		mm	267/470/673/978/1181/1486 (fork carriage width 1600 mm)/1570 (fork carriage width 1800 mm)/1791 (fork carriage width 2180/2400 mm)/1866 (fork carriage width 2180 mm)/1950/2096 (fork carriage width 2400 mm)	
	Superelastic tyres	front/rear		SE twin 315/70-15 / SE 250-15	
Track	front/rear	$b_{10}/b_{11}$	mm	1561/1358	
RX 60-80/900	Overall height	$h_1$	mm	2710-4360	2710-3960
	Free lift	$h_2$	mm	110	1320-2570
	Nominal lift	$h_3$	mm	2750-6050	3955-7705
	Maximum height	$h_4$	mm	4140-7440	5345-9095
	Maximum width	$b_1$	mm	2140	
	Adjustable fork spread		mm	267/470/673/978/1181/1486 (fork carriage width 1600 mm)/1570 (fork carriage width 1800 mm)/1791 (fork carriage width 2180/2400 mm)/1866 (fork carriage width 2180 mm)/1950/2096 (fork carriage width 2400 mm)	
	Superelastic tyres	front/rear		SE twin 315/70-15 / SE 28 x 12.5-15	
Track	front/rear	$b_{10}/b_{11}$	mm	1561/1432	

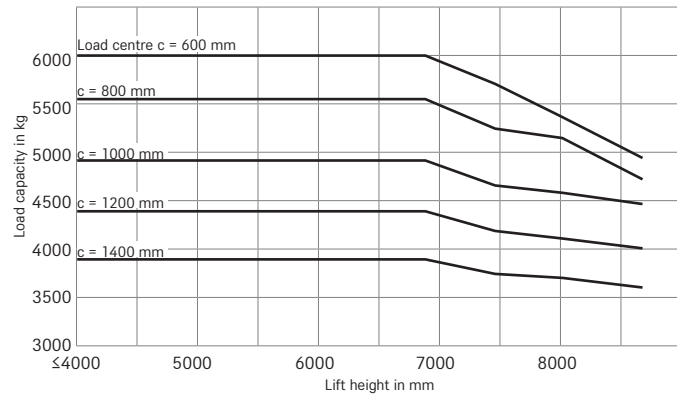
# RX 60-60/80 Electric Forklift Truck

## Basic Load Capacities

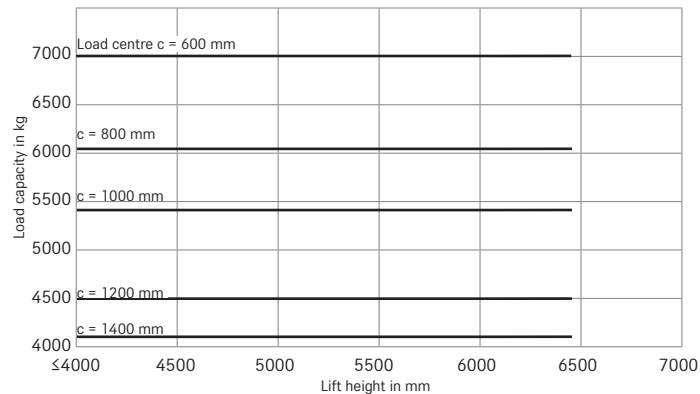
RX 60-60 Telescopic mast



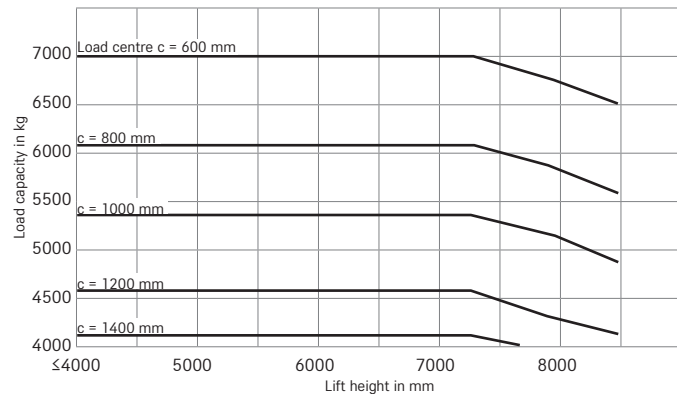
RX 60-60 Triplex mast




RX 60-70 Telescopic mast



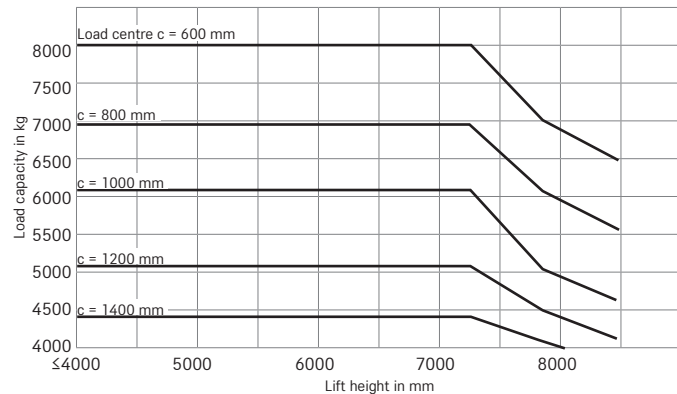
RX 60-70 Triplex mast



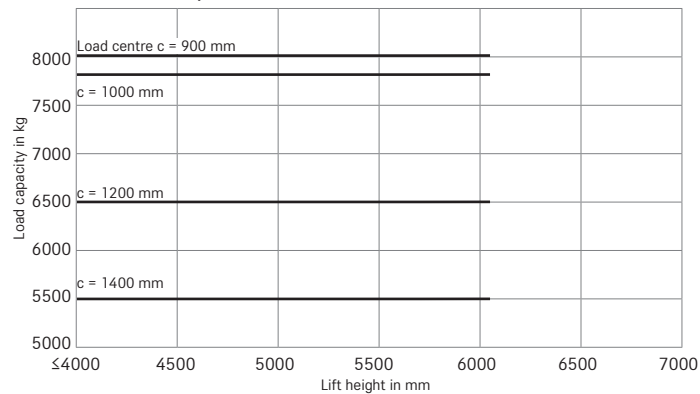
RX 60-80 Telescopic mast



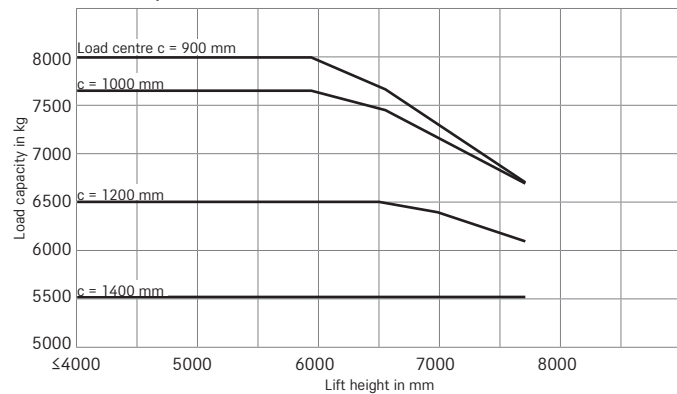
RX 60-80 Triplex mast



RX 60-80/900 Telescopic mast



RX 60-80/900 Triplex mast





RX 60-60/80 Electric Forklift Truck  
Detailed Photos



Easy handling of heavy loads in tight spaces



Flexible indoor and outdoor use



Non-slip steps visible from the top for safe access and exit



Manoeuvrable and stable high pendulum axle



Easily accessible maintenance positions



High availability thanks to fast battery change

## RX 60-60/80 Electric Forklift Truck

### Making light work of things

---

#### Compact design and excellent mobility

The powerful electrical drive unit has very low environmental impact and a high handling rate

Excellent visibility due to laterally offset driver's cab and high seat position

Optional sprint mode and for a top driving speed of 20 km/h



The electric forklift trucks of the RX 60-60/80 series are emission-free powerhouses that boost a particularly high performance and are extremely compact and manoeuvrable. The flagship model, the RX 60-80/900, can lift up to eight tonnes in working aisle widths of only 4,999 mm at a load centre of 900 mm. With zero emissions, the powerful electric forklifts prove to be a highly efficient transport solution both indoors and outdoors – even in damp and dusty environments.

High handling performance is ensured not only by the sensitive control but also by the maximum travel speed of up to 17 km/h as standard – and even up to 20 km/h in the optional sprint mode. Whether for freight carriers or manufacturing sectors, handling heavy loads or fast loading and unloading of lorries, its high performance, precise hydraulics and well-conceived forklift ergonomics make the strongest RX-60 model an unbeatable warehouse assistant.

## The 'Simply Efficient' factors: Performance attributes as a measure of economic efficiency

---



### Simply easy

- Intuitive handling: intuitive, easy-to-understand and standardised RX-family operating system
- Ergonomic and comfortable operator's cab protects the back and joints and encourages a healthy posture
- Lateral battery change is easily done and only takes a few moments



### Simply powerful

- Intralogistics powerhouse: truck delivers first-in-class handling performance
- Sprint mode can be activated at the push of a button, offering a performance boost for performance peaks
- Efficient power usage ensures an outstanding range per battery charge
- Versatile assistance functions offer intelligent support while working
- Thanks to the optional STILL lithium-ion technology, short decentralised interim charging is sufficient for round-the-clock usage



### Simply safe

- Precise, safe handling in any situation due to high-precision hydraulics and agile driving dynamics
- Safe entry: large handle, anti-slip rubber mat and wide step
- Optimal all-round view thanks to narrow protective roof profiles and large windows
- Versatile equipment options for even more safety – from the direction indicator to safety lights through to automatic speed reduction when cornering



### Simply flexible

- Choose from a range of individual control options: multi-lever, mini-lever, Fingertip or Joystick 4Plus
- Driving and acceleration behaviour can be adapted to personal preferences at the push of a button



### Simply connected

- Monitor truck and usage data in real time: optional interface for integration into fleet management software, such as STILL neXXt fleet
- Incorrect use made impossible thanks to optional access control

# RX 60-60/80 Electric Forklift Truck

## Equipment Variants



	RX 60-60	RX 60-70	RX 60-80	RX 60-80/900
	●	●	●	●
Low operating costs due to low energy consumption in all operating cycles and long maintenance intervals	●	●	●	●
Steel protected roof	●	●	●	●
Weather-protected, canvas or full cab	○	○	○	○
Tinted front windscreen, rear and front windows, windscreen washing/wiping system	○	○	○	○
Single-pedal control	●	●	●	●
Dual-pedal control	○	○	○	○
Integrated holders and cup holder	●	●	●	●
Display and function buttons protected from water spray	●	●	●	●
Pad with clipboard (removable)	○	○	○	○
Grammer MSG 65 leatherette cover	●	●	●	●
Textile cover, airsprung, leatherette cover, lumbar support, height-adjustable back extension, heated seat	○	○	○	○
Handle on protected roof bar, rear right	●	●	●	●
Horizontal spring plate for driver's seat to minimise human vibrations	○	○	○	○
Document pocket on the seat back	○	○	○	○
Roof liner with interior lighting	○	○	○	○
Radio/MP3 player with USB connection	○	○	○	○
Protective sunshade and sunblind	○	○	○	○
1500 W electrical heating incl. defrosting blaster	○	○	○	○
Cold storage version, display and hydraulic oil can be used at up to -30 °C	○	○	○	○
Telescopic clear view mast	○	○	○	○
Triple clear view mast	○	○	○	○
Load protection grid	○	○	○	○
Mast vertical position	○	○	○	○
Hydraulic accumulator in the lifting cylinder to attenuate pressure peaks in the hydraulic system	○	○	○	○
Angle of incline five/eight degrees, front/rear incline	●	●	●	●
Bellows protects the tilt cylinder from dust and moisture	○	○	○	○
Tyres	●	—	—	—
Superelastic single tyres, SIT system	○	●	●	●
Superelastic twin tyres, SIT system	○	○	○	○
Noise-optimised hydraulic pump	●	●	●	●
Proportional valve technology for especially sensitive movements	●	●	●	●
Individual parametrisation options for hydraulic functions	●	●	●	●
Mini-lever with armrest, two levers	●	●	●	●
Mini-lever with armrest, three or four levers, fingertip or joystick	○	○	○	○
Increased lift speed in powerful sprint mode	○	○	○	○
Five driving programs	●	●	●	●
Faster acceleration and driving speed of up to 20 km/h in the powerful sprint mode	○	○	○	○
Blue-Q energy-saving program	●	●	●	●
Smooth, continuous acceleration and reversing	●	●	●	●
Maintenance-free drives for driving, steering and lifting	●	●	●	●
Enclosed components for protection against dust and damp	●	●	●	●
Operating hours counter only operational with drive and lifting motor	●	●	●	●
Wear-free disc brakes that run in an oil bath	●	●	●	●
Energy recovery when braking	●	●	●	●
Hydraulic parking brake	●	●	●	●
Forklift has low centre of gravity and steering with high self-aligning bearing for optimum levels of safety	●	●	●	●
Protective grille roof	○	○	○	○
EasyBelt restraint system for quick and safe fastening and unfastening	○	○	○	○
Easily accessible maintenance positions	●	●	●	●
IWS restraint system with with strap opening on the left	○	○	○	○
Headlights and LED lighting performance	○	○	○	○
Speed limiter adjustable by driver	○	○	○	○
STILL Safety Light warning device, illuminated blue	○	○	○	○
ATC (Assistance Truck Control) system for safe exit/parking and seat belt control	○	○	○	○
Load measuring with ±2% precision	○	○	○	○
FleetManager: access authorisation, shock detection, reports	○	○	○	○

● Standard ○ Optional — Not available



STILL GmbH  
Berzeliusstr. 10  
22113 Hamburg  
Germany

Tel.: +49 40 73 39 20 00

Fax: +49 40 73 39 20 01

info@still.de

**For further information please visit**

**[www.still.eu](http://www.still.eu)**

STILL is certified in the following areas: Quality management, occupational safety, environmental protection and energy management.



**first in intralogistics**